

Scope:

This bulletin covers the introduction of a new accessory for the AXP device, the Component Retaining Clip.

Background:

A new accessory for the AXP device, the Component Retaining Clip, has been introduced as a product enhancement. This clip will help stabilize bag set components stored behind the RBC bag during centrifugation. Two additional steps have been added to the loading and unloading of the processing bag set from the device.


Procedure:

See the attached Instructions for Use (IFU), 37-00-185. After loading the processing bag set into the AXP device, install the Component Retaining Clip over the tubing between Tubing Clamp 2 and Sampling Site C by slipping the clip's hook end over the top edge of the device and snapping the horizontal bar down (see photo in IFU). After centrifugation, the clip can be removed by lifting the horizontal bar up and out of the device (see photo in IFU).

Contact Information:


If you have any questions, contact THERMOGENESIS CORP. Technical Service at 800-783-8357 (U.S. and Canada) or 916-858-5100 (non-U.S./Canada), fax to 916-858-5199, or email at support@thermogenesis.com for assistance.

Component Retaining Clip, IFU



1

ADD CLIP
 Ajouter la fixation
 Aggiungi graffa
 Adicionar clipe
 Lägg till klämma
 Clip hinzufügen
 Clip toevoegen
 Añadir clip



2



3

REF 8-5148

INTENDED USE: For use with the AXP Auto Xpress™ Platform

UTILISATION: Pour utilisation avec la plateforme AXP Auto Xpress™

MODO DE EMPLEO: Para usar con la plataforma AXP Auto Xpress™

USO PREVISTO: Per l' utilizzo con la piattaforma AXP Auto Xpress™

UTILIZAÇÃO: Para utilização com a plataforma AXP Auto Xpress™

ANWENDUNGSGEBIETE: Zur Verwendung mit der AXP Auto Xpress™ Plattform.

BEOOGD GEBRUIK: Voor gebruik met het AXP Auto Xpress™ Platform.

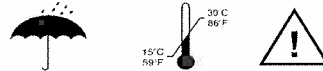
AVSEDD ANVÄNDNING: För användning tillsammans med AXP Auto Xpress™ Plattform.

KÄYTTÖTARKOITUS: Käytettäväksi AXP Auto Xpress™ Platform -tuotealustalla

ANVENDELSE: Til brug sammen med AXP Auto Xpress™ Platform

Προσοχή ζέση: Για χρήση με το σύστημα AXP Auto Xpress™ Platform

用途: AXP Auto Xpress™ Platform に使用



Keep dry
 See operator manual
 Rx only



Authorized Representative:
 MDSS GmbH
 Schiffgraben 41
 30175 Hannover
 Germany



Made in U.S.A. / Fabriqué en U.S.A.
 Fabricado en EE.UU. / Prodotto in U.S.A.
 Fabricado na E.U.A. / In U.S.A. hergestellt
 Geproduceerd in U.S.A. / Tillverkad i U.S.A.
 Valmistettu Yhdysvalloissa. / Fremstillet i USA.
 Κατασκευασμένο στην ΗΠΑ. / 米国製

ThermoGenesis Corp.
 Rancho Cordova, CA 95742
 U.S.A

Component Retaining Clip, IFU



4

ADD CLIP

- Ajouter la fixation
- Aggiungi graffa
- Adicionar clipe
- Lägg till klämma
- Clip hinzufügen
- Clip toevoegen
- Añadir clip



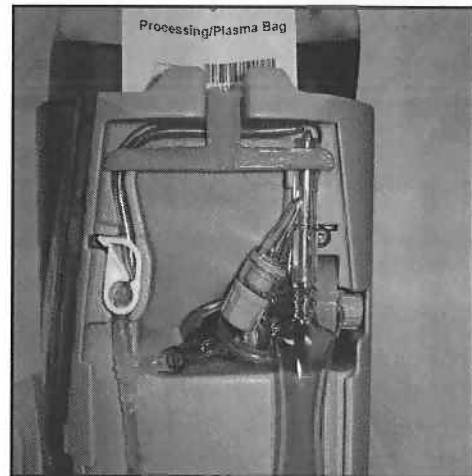
5



1

REMOVE CLIP

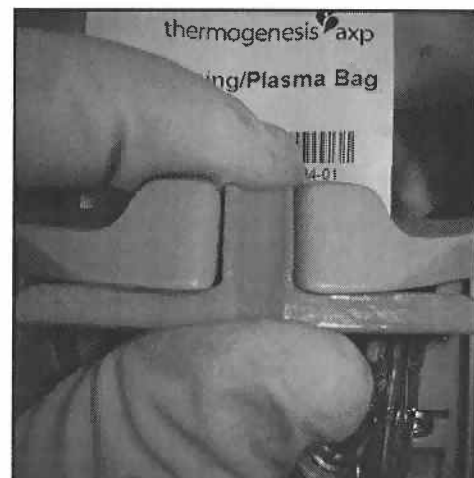
- Retirer la fixation
- Rimuovi graffa
- Remover clipe
- Ta bort klämma
- Clip entfernen
- Clip verwijderen
- Quitar clip



2



3



4